



ACCESSORIES & USER MANUALS

INDUSTRIAL SYSTEM DOORS





RUBBER GASKET

With the characteristics of rubber material with flexibility, high strength, good insulation, cold resistance to -80°C , no hardening in cold environment.




DOOR HINGES

Cold storage door hinges are made of antimony (galvanized) or SUS304 stainless steel to create certainty and durability.



DOOR LOCK

Using SUS304 stainless steel material to create a sturdy and durable product, with accessories that come with 100% stainless steel for an old-fashioned lock handle.



INSULATION PANEL

Cold storage panel is made up of 2 layers of high quality galvanized steel, in the middle is a foam layer (or fireproof rockwool/glasswool). Often linked together by mounts, rives and silicone sealants, their sturdiness, durability, and waterproofness are also met at a high level.



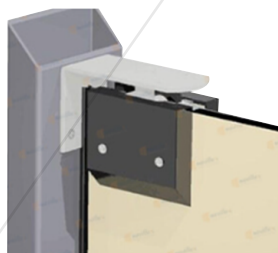
SLIDING RAILS

Constructed from stainless steel, along with a system of wheels, glass clamps and shock absorbers for flexibility during movement.




MOTOR

The rolling door motor set consists of 4 main parts: motor, brake, control and transmission to support smooth operation of the door.



DOOR BRACKET

Made from 304 stainless steel, effective anti-oxidation fixed door.



SHOCK ABSORBER RUBBER SHEET

Black solid rubber with thickness of 10mm, 15mm, 20mm, 25mm, 30mm, 40mm, 50mm, capable of bearing, anti-vibration, reducing noise when opening and closing.

◆ **MANUAL FOR COLD SLIDING DOOR WITH OPEN HAND (INSIDE OF SLIDING DOOR)**



Take the action as indicated below, in the event of electrical cabinets failure or power failure.

- When opening the door, grasp the inner lever to rotate 90 degrees, then push through in the direction of the door opening. (Arrow image 1).
- When the door is closed, the inside handle closes (Arrow image 2)
- In case the button on the switch does not work or the door is locked from the outside, use the above method and add a hand pull at the same time. (Arrow 3).
- Slide opening and closing.



◆ **MANUAL FOR COLD SLIDING DOOR WITH OPEN HAND (OUTSIDE OF SLIDING DOOR)**



Take the action as indicated below, in the event of electrical cabinets failure or power failure.

- When opening the door, the handle nods and pushes through in the direction of the door opening. (Arrow shape 1).
- When closed, pull the handle to close. (Arrow 2).



NAVIFLEX INDUSTRIAL SYSTEM DOOR

✉ marketing@saigonnamphat.vn
🌐 www.navidock.vn

HEAD OFFICE

📍 21 Quach Dinh Bao, Phu Thanh Ward, Tan Phu District, HCM City.
☎ (+84) 938 828 242

FACTORY

📍 No. 27A, Tan Tao, Tan Tao Industrial Park, Tan Tao A Ward, Binh Tan District, HCM City.
☎ (+84) 938 828 242

THE HANOI BRANCH

📍 A3-3205 Ecolife Building, 58 To Huu Street, Trung Van Ward, Nam Tu Liem District, HN.
☎ (+84) 24 7307 3339